

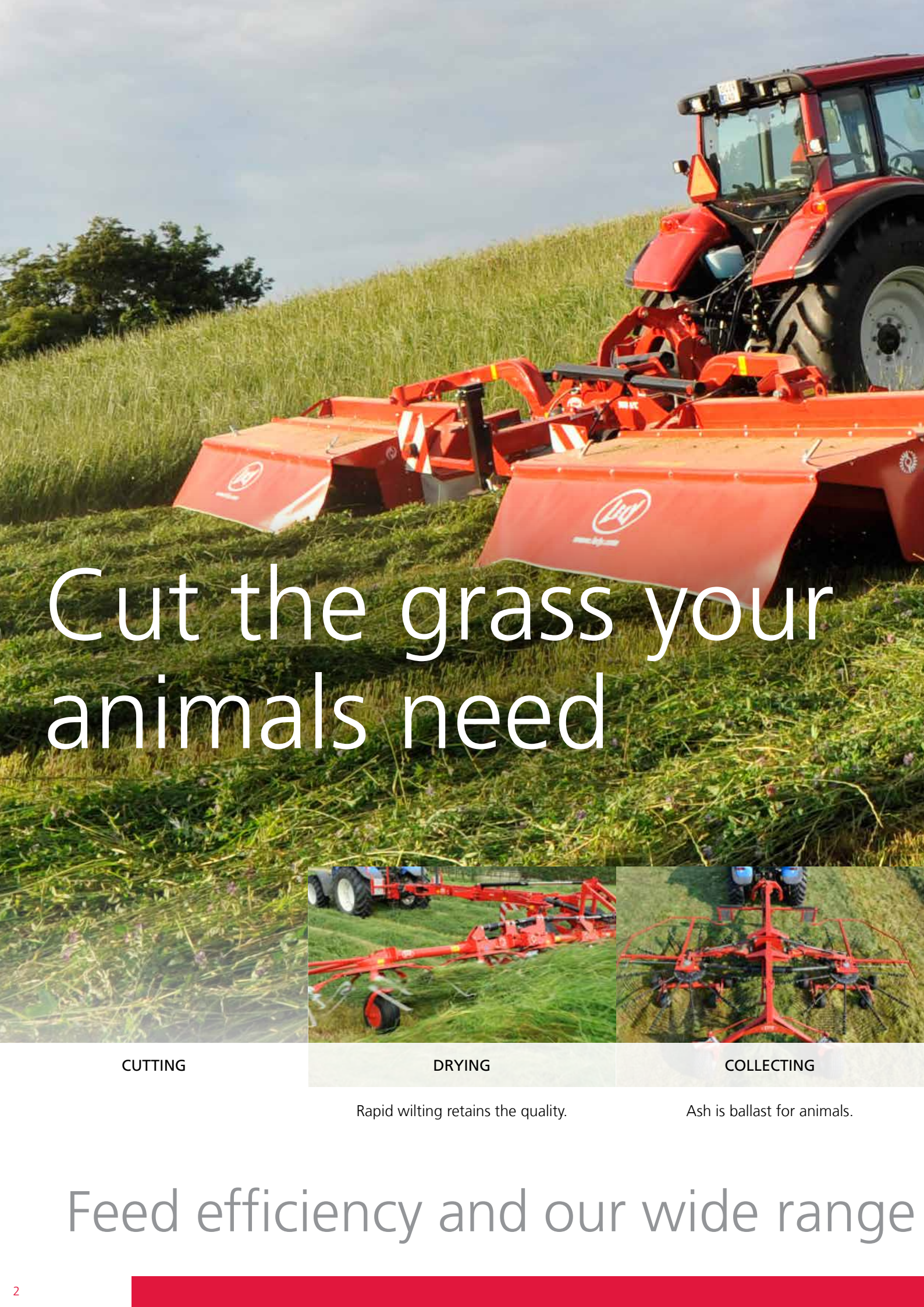
LELY SPLENDIMO

Disc mowers



www.lely.com

innovators in agriculture



Cut the grass your animals need



CUTTING



DRYING



COLLECTING

Rapid wilting retains the quality.

Ash is ballast for animals.

Feed efficiency and our wide range



Insights on cutting

Cut the grass your animals need.

Maximize the harvest of valuable nutrients.

Speed up regrowth.



CHOPPING

Chop for efficient rumination.



COMPACTING

Ensure a rapid start
of the fermentation process.



SEALING

Keep oxygen out and quality in.

of forage machines



Maximising the optimum window in time

Contamination is minimised

Intelligent design ensures that the mower follows the ground contours perfectly. Combined with the facility for ground pressure adjustment, these mowers are suited to all conditions.



Guaranteed fast re-growth



Saving one litre of fuel per hectare



Optimum drying without damage to the crop

Changing blades is simple due to the Lely Clip System. This system combines the benefits of bolts with the ease of a safe and quick change system.

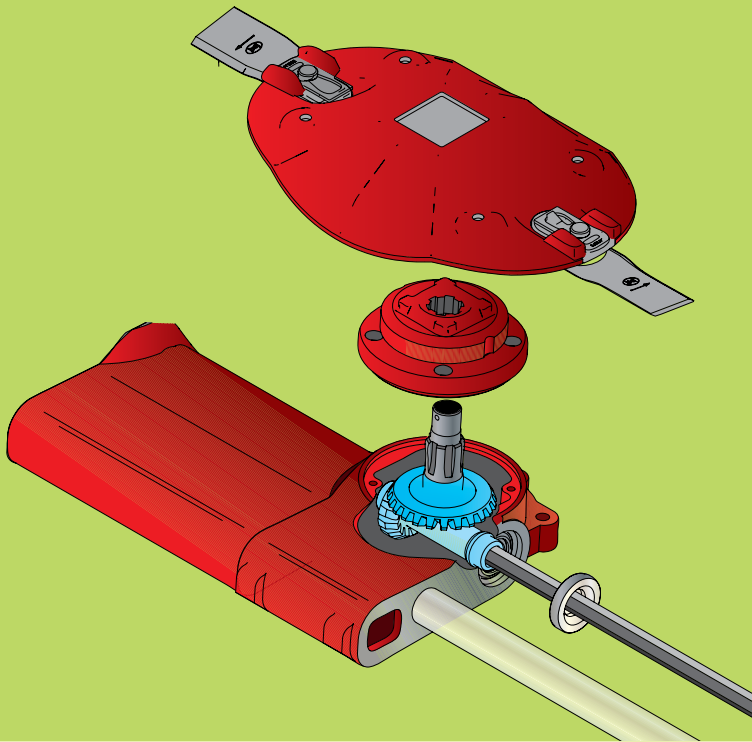
The unique drive system via a central shaft within the cutter bar ensures a considerably lower power requirement. Tests have shown a saving of one litre of fuel per hectare!

Impeller conditioners feature nylon fingers; due to their arrangement and shape, they rub the waxy layer off the leaf while also avoiding damage to the crop.



The Splendimo cutter bar is energy friendly

All Splendimo disc mowers are fitted with a unique modular cutter bar. This Lely invention is made up of universal mowing units, which are directly driven by a flexible hexagonal shaft. Consequently, this cutter bar contains far fewer gears than any other cutter bar, which results in outstanding output and savings on fuel.



Modular and flexible

The Splendimo cutter bar consists of mowing units that rotate to the left or to the right and spacers. All of these components are held together under immense pressure on a chrome-steel torque bar. The number of mowing units, the variation of the direction of rotation and the main drive simply provide a wide range of working widths and models. This also has benefits for the supply of parts because a minimum number of components are sufficient for ensuring proper servicing.

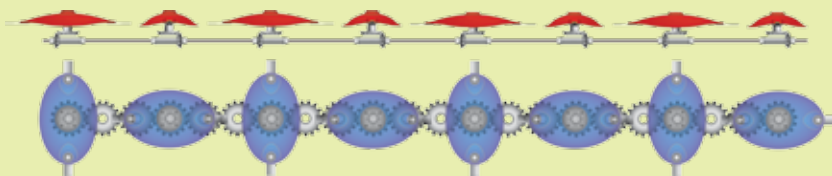
Direct drive ensures outstanding output

The main benefit of the Splendimo cutter bar is the unique drive system. Every mowing unit is directly driven by a drive shaft and not by gears, such as those used by every other disc mower. The special hexagonal shaft is made from very high-grade steel and runs through the centre of all of the discs. Each mowing unit obtains the necessary power from the shaft and power losses due to friction and heat are kept to a minimum.

Fuel saving

The Lely cutter bar therefore has greater efficiency and lower power requirements than conventional cutter bars, by as much as 15 to 20 percent. The wider the working width, the greater the difference in the power required. You will notice this in the reduced fuel consumption!

Overloading the main drive is prevented because the flexible shaft efficiently absorbs shocks. Should a disc become seriously overloaded, the hexagonal shaft protects the other elements by twisting or, in the event of extreme overloading, by breaking.

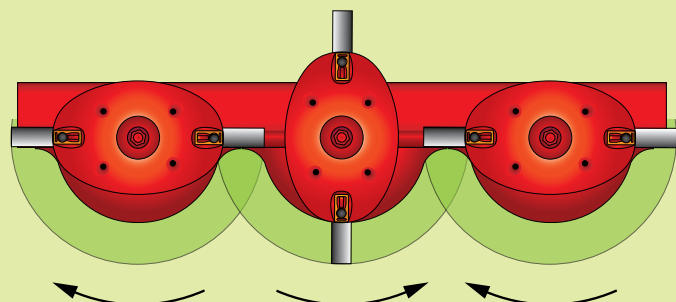


With conventional gear-driven cutter bars, at least two gear transmissions are needed between two adjacent mower discs. Each transmission causes a 5 percent loss of friction and this loss will grow in proportion to the power to be transmitted.

The cutter bar and its components are designed so that the 'heart' of the mower discs is close to the front of the cutter bar. Consequently, the mower disc rotates in the crop by almost 180 degrees, while in addition there is more room between the discs. The overlap between the 120 mm knives of the Splendimo mower is not equalled by any other mower on the market.



Every mowing unit is packed with grease and permanently sealed. Even at extreme working angles the grease stays in the gears and does not flow to one side of the bar, as with conventional cutter bars.





Splendimo Clip – easy changing of mower blades

Timely changing of mower blades is required to ensure a good mowing pattern as well as proper re-growth. In the past, quite a few quick blade-change systems were devised, but they were not always without drawbacks. Lely's innovative approach has led to the Splendimo Clip. A very simple invention ensuring the timely, easy and above all safe changing of mower blades. Safe, secure and simple.



Substantial amount of clearance underneath the cutting disc

The major benefit of bolt fixation for the mower blades is that the maximum amount of clearance is created underneath the disc. There are no additional components to limit the space and there is therefore no restriction on the cutting pattern, power requirements or durability of the cutter bar. Safety also plays a role: there is always a visual check of the knife bolt when changing the knives.

Easy change – no more blunt blades ever again

The major benefit of a quick-change system is, of course, the ease with which a knife can be replaced. Consequently, users will tend to replace the knives on their mowers more frequently. This is a good thing because mowing with blunt knives will severely reduce re-growth.

The solution

The innovative Splendimo Clip consists of a wearproof knife fixed by a very hard bolt, which is secured by a spring-steel plate – the Splendimo Clip – and a cam on the mower disc. This method of knife fixation combines the best features of both the bolted and the quick-change system:

- Quick and easy to replace knives.
- Ample space beneath the mower disc.
- Good check on wear of the knife pin.
- Smallest number of components.

Removal

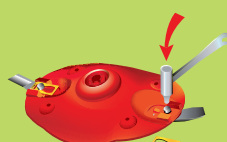
To change a worn knife, you release the clip from the cam on the disc with the aid of the special Lely tool provided, after which you can easily remove the clip from the knife pin. Using the same tool, you then tap the knife pin out of the mower disc.

Fixation

After changing the knife, the knife pin and the new knife are replaced through the mowing disc from underneath. Once in place, the Splendimo Clip is slid into the groove in the knife pin up to the cam on the mower disc. One tap from the Lely tool secures the clip once again behind the cam on the mower disc.




Step 1



Step 2



Step 3



Step 4



Step 5



Impeller conditioners – quick drying and preservation of nutritional value

Impeller conditioners are fitted with a large number of fingers to ensure optimum drying as well as preservation of structure and nutritional value. The wide rotors guarantee outstanding crop throughput, thus saving on the power required.

Impeller – fast drying and crop friendly

In the first place, the conditioner is designed to accelerate the drying process. Due to the conditioning process, the waxy layer of the leaf is rubbed off; therefore the moisture can escape more easily and this reduces the time in the field. The conditioning process, and above all the intensity of this, has been the subject of discussion for many years. Discussions centre around the potential loss of nutritional value as well as the enormous power requirements with some other systems.



High crop throughput

Impeller conditioners are generously sized and the rotors are the widest on the market. This ensures a high crop throughput which is important in terms of good mowing patterns as well as fuel economy. Crops that cannot flow through quickly enough do not only deteriorate the mowing pattern but also require a lot of drive power. Regular or wide swath, easily adjustable.

Acceleration ensures conditioning and throughput

The new generation of Lely Impeller conditioners has been designed to perform both functions perfectly. The name Impeller stands for accelerator. Acceleration is the key word, both for the conditioning process and the flow of the crop.

Long conditioning fingers for optimum conditioning

The spirally mounted plastic conditioning fingers rotate through the crop and start crop throughput. The speed of the fingers is, however, much higher than that of the crop. By utilising relatively long conditioning fingers, the crop is able to penetrate deep into the rotor. The fingers therefore slip through the material and rub off the waxy coating, without endangering the structure of the leaves or the stems. The high-quality plastic conditioning fingers are lightweight, very durable and also cattle friendly.



Due to the airy form of the swath, the sun and wind can have maximum effect.

The long nylon conditioning fingers can move sideways to avoid obstacles.



Upgraded conditioning fingers for a longer lifetime.



Various positions possible for the conditioner rotor

You can simply adjust the conditioning intensity by means of the conditioning plate.



Splendimo – sustainable technology ensures low cost price

The cost price of a machine depends upon its buying price, trade-in value and maintenance costs, says your book-keeper. Now that is 100 percent true, but then again you know the differences that may occur in practice. After all, you may be amazed by the high trade-in value of your used machine. Due to extensive testing and the use of high-grade materials in the machines described in this brochure, we at Lely ensure low maintenance costs as well as a high trade-in value. In addition, we always try to reduce cost prices by keeping the design of our machines as simple as possible and by refraining from any fancy and/or unnecessary features.

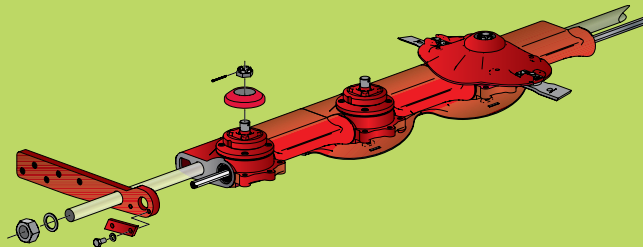


Low maintenance costs

Every Splendimo mowing unit is completely sealed and individually lubricated with grease to enable constant lubrication. The most important advantage of separate units is that all of the right-angled reduction gearing is constantly lubricated under all conditions. Due to this separate lubrication system, the units are also lubricated whilst in the headland position. Lubrication by grease is very low maintenance and has a very long maintenance interval.

Quick repair

Repairs to a cutter bar are usually a time-consuming chore. Often, the entire cutter bar has to be dismantled in order to repair it and metal particles are spread throughout the bar. Due to the modular construction of the Splendimo cutter bar, the damage remains limited and the cutter bar is extremely easy to dismantle in order to replace or repair the defective component. This means that repairs can be carried out quickly and at a low cost. The success of Lely mowers on roadsides, where damage cannot be avoided, is the best proof of this!



Overloading

In the event of overloading due to a foreign object between the mowing discs, the flexible hexagonal shaft can absorb this without causing further damage. If the overloading is extreme, the shaft will break or deform as a safety measure. Any damage to the cutter bar remains limited to the shaft itself.



Powder coating

Proper protection is vitally important, especially with agricultural machinery. At Lely, a powder coating is applied wherever possible. With powder coating the parts are first sand-blasted, degreased and pre-treated, and are subsequently covered with a layer of powder. This powder is subsequently 'melted' over the material in an oven. This provides durable, colourfast, impact-resistant protection against rust, and ultimately a high residual value for the machine!



Simplicity

The durability of a machine is often due to its simplicity. By designing it as intelligently as possible, the number of components can be kept to a minimum. However, every machine has its own specific requirements, so that it is a challenge to fulfil these with as few components as possible.



All Lely drive lines are fitted with superior PTO shafts and intermediate shafts.



Skilled!

You work with our machines in the great outdoors. New challenges are presented to machines every day. It is for this reason that our dealers are skilled and geared up to respond rapidly. They hold stock of the most essential parts and have the expertise to keep machines performing optimally. We ensure that your Forage Harvesting goes smoothly.





Lely Splendimo



Classic



M



MC



FA/FS/F/FC



P/PC

Lely Splendimo Classic

The simple mower with lateral drive. Fitted with a hydraulic ram for lifting into the transport and headland positions. The Classic 205 and 240 models are available in HD versions.

TECHNICAL SPECIFICATIONS					
SPLENDIMO	165	205 (HD)	240 (HD)	280	320
Working width (m)	1.65	2.05	2.40	2.80	3.20
Weight (kg)	450	480	555	585	670
Power required (kW)	29	33	37	40	44
Swath width (m)	0.80 – 1.40	1.20 – 1.80	1.60 – 2.15	1.80 – 2.55	2.00 – 2.95
Linkage category	II	II	II	II	II

Lely Splendimo M

A modern and very solid range of mowers featuring central suspension. Fitted with a Top Drive for the cutter bar as well as a hydraulic ram for folding into the transport position and lifting into the headland position.

TECHNICAL SPECIFICATIONS				
SPLENDIMO	280 M	320 M	360 M	900 M
Working width (m)	2.80	3.20	3.60	8.85
Weight (kg)	760	815	860	1,940
Power required (kW)	48	51	55	99
Swath width (m)	1.60 – 2.20	2.10 – 2.60	3.00 – 3.35	2.10 – 2.60
Linkage category	II	II	II	III

Lely Splendimo MC

The well-proven mower features central suspension with easily adjustable ground pressure setting. A hydraulic ram is used both for lifting into the headland position and folding. The 240 MCR features a rubber roller conditioner. All other models feature a wide conditioner rotor with nylon fingers.

TECHNICAL SPECIFICATIONS					
SPLENDIMO	240 MC	240 MCR	280 MC	320 MC	900 MC
Working width (m)	2.40	2.40	2.80	3.20	8.90
Weight (kg)	880	1,100	925	995	2,460
Power required (kW)	44	51	51	66	125
Swath width (m)	0.70 – 2.40	0.70 – 2.40	1.20 – 2.80	1.40 – 3.20	1.40 – 3.20
Linkage category	II	II	II	II	III

Lely Splendimo FA/FS/F/FC

Splendimo front mowers are available in several versions and working widths from 2.40 m to 3.20 m. The FC models feature an Impeller conditioner. The 260 FA is designed for alpine conditions, the 300 FS is ideal for zero grazing and the HD models are designed for roadsides and fallow land crops.

TECHNICAL SPECIFICATIONS								
SPLENDIMO	220 FA	260 FA	300 FS	240 F HD	280 F (HD)	280 FC	320 F	320 FC
Working width (m)	2.20	2.60	3.00	2.40	2.80	2.80	3.20	3.20
Weight (kg)	430	465	630	755	810	845	815	1,035
Power required (kW)	26	37	48	37	44	51	51	59
Swath width (m)	1.00	1.00	1.00	1.20 – 2.15	1.40 – 2.55	1.20 – 2.80	2.95	1.20 – 3.20
Linkage category	I	I	ISO	ISO	ISO	ISO	ISO	ISO

Lely Splendimo P/PC

Both conditioner and non-conditioner models are available. The range comprises four working widths. The mowers with conditioner feature steel flails or, in the case of a type indication 'R' behind the name, a steel roller conditioner. The S (Swing over) models can mow on both sides of the tractor.

TECHNICAL SPECIFICATIONS				
SPLENDIMO	PC 280 (R)	PC 330 (S/R)	PC 370 (S/RS)	550 P
Working width (m)	2.77	3.25	3.65	5.50
Weight (kg)	1,952 (2,050)	1,900 (1,950/2,050)	2,200 (2,260)	2,860
Power required (kW)	51	59	70	70
Swath width (m)	0.80 – 2.00	1.00 – 2.20	1.30 – 2.40	4.90
Linkage category	II	II	II	II



Lely Splendimo Classic

A perfect cutting pattern with an unrivalled output under all crop conditions, compact and solid construction, fuel economy and low maintenance costs; these are the main features of the Splendimo Classic range of mowers. The combination of a powerful lateral drive with V-belts and low power requirements guarantees the highest possible output. With working widths varying from 1.65 m to 3.20 m, the Classic series is the most comprehensive in the Splendimo range.



Mowing at substantial angles

Due to the concept of the modular cutter bar and the lateral drive system, prolonged mowing at very extreme angles is possible. The lateral drive and V-belts allow the mower to be operated at a vertical angle of 90 degrees, or at a downward angle of 50 degrees. Due to the modular construction, lubrication of the mowing units is always assured.

Fast and easy control

Once the tractor's hydraulic lifting equipment is set up, it can remain in a fixed position during operation. With one simple movement of a hydraulic lever, the mower is raised into the headland position high above the crop. This saves time when turning on headlands and prevents hitting the swath. Partly due to the horizontal raising and lowering action of the mower, damage to the grass is avoided.

Effective ground contour following due to spring-assisted relief

The ground-contour-following characteristics of mowers are very important for high-quality silage with minimal soil contamination. Furthermore, an evenly cut stubble is very important for stimulating crop re-growth. The construction of the Splendimo mower is therefore entirely designed to follow the ground contours as smoothly as possible. The floating cutter bars with the best possible flexibility ensure an even ground pressure.

Safe, efficient and stable transportation

Splendimo Classic mowers can be folded into the transport position easily from inside the cab. The machine is simply raised by the same lifting ram that is used for the headland position. The machine tilts 90 degrees and locks itself into this position so that safe transport is assured. Because of the compact construction of the Classic mower, the transport width remains narrow.

Reliable side drive

The reliable lateral drive system is standard on all Classic models and combines a V-belt transmission and a lateral drive system with inner shoes to drive the cutter bar. The major benefit of the Classic system is that the cutter bar can operate at extreme angles, even in the folded-up position.



A variety of optional swath wheels enables you to achieve the required swath width.



Topping skids/elevated skids for an increased mowing height.

Profi-kit

The Classic HD mowers can be supplied with an extra Profi-kit. This is an extra protection system for the V-belt casing and an extra support to allow the mower to rest on the ground when in the transport position. It is also possible to fit a towing hook.



To enable the front mower to work in all conditions and to guarantee an overlap on slopes, a side-shift ram is available, which makes it possible to move the mower hydraulically 15 cm to the left and 15 cm to the right. The ram is mounted between the accord ram and the lifting system and a double-action valve is needed to operate it.



Especially for heavier operations

The Classic 205 and 240 HD (Heavy Duty) models are specially made for mowing roadsides and fallow land crops. The protective cover is made from extra-strong Twaron cloth. In addition to the standard skids, HD mowers also feature 8 mm thick hardened wear plates. Due to the modular cutter bar concept, the machine is very maintenance friendly. All Splendimo HD mowers are fitted with a three-part hexagonal drive shaft. Repair costs are kept to a minimum because any damage remains limited; the cutter bar can be quickly and easily repaired on the spot.

In addition to models with lateral drive, the Splendimo 240 F and 280 F front mowers are available in HD versions. The special trailed suspension of the front mower in combination with the headland lifting ram makes these front mowers particularly suitable for mowing on uneven terrain.



HD mowers feature 8 mm thick hardened wear plates.



Lely Splendimo M

The new Splendimo M mowers have been improved in many ways and now excel in durability and ease of operation. The mowers, without conditioner, allow for a large flow-through of crop, making the quality of mowing and the capacity of the Lely Splendimo cutter bars stand out well. The proven low power requirement is in keeping with the low weight of the mower itself, so that lighter tractors can also be used for cutting wider swaths. For this reason, this range of mowers is available with cutting widths from 2.80 m to 3.60 m (9.19 to 11.81 feet) – in combination with a front mower if required – and is favoured by many livestock farmers.



Twin Pivot – the evolution of central suspension

For a high mowing output, a reliable construction is required. Contour following and stability, in particular with the larger working widths, determine the potential of the mower. Due to its central suspension and the twin pivot system, the mower has ample freedom of movement so that it can smoothly follow the contours of the field independently of the movements of the tractor.

The right ground pressure for maximum performance

M mowers must be able to be used under all kinds of terrain conditions and still offer maximum performance. Ground pressure is determined by varying the pressure in the hydro-pneumatic system for all conditions that the mower has to work in, which has a significant influence on the ground-contour-following system and stability. This system can be adjusted easily via the tractor hydraulics, and since there is a closed hydraulic circuit the desired pressure setting is retained.

Robust construction aimed at reliability throughout

One of the most important characteristics is the simple but very reliable construction. Due to the use of the proper materials and the minimum number of components, the weight of the M mower itself is very low and relatively light tractors can be used.

Can be combined easily – get more out of your tractor

The Splendimo M models are easy to combine with a Splendimo 280 F or 320 F front mower, allowing a very high output for a low investment and low power requirement. To ensure a good overlap with the front mower, the rear mower can be moved 25 cm further out by coupling it in a different position.

Fast manoeuvring on headlands

Using the hydraulic cylinder, the mower can be raised and lowered quickly and easily on headlands. The ground clearance is more than sufficient for manoeuvring over swaths.



Top Drive

Splendimo mower-conditioners incorporate a 'Top Drive'. This special drive mechanism above the first disc drives the cutter bar via a maintenance-free double universal coupling.





Ingenious operation

The driver can operate the various functions of the single-action cylinder with a cord from the tractor cab. The sophisticated 'cap' over the cylinder locks the mower in the transport position, serves as a stop for the headland position and furthermore locks the suspension when uncoupling.

Innovative non-stop protection against all obstacles.



Standard implementation with a single swath wheel on the right-hand side.



Foldable end-guard

The Splendimo 360 M comes equipped with a standard foldable end-guard. This reduces the transport height to 3.8 m (12.5 feet).



Innovative non-stop protection against ALL obstacles

The new break-away protective device on M mowers is a unique feature that not only enables the mower to deflect away from foreign obstacles, but also responds to overloads in extreme circumstances or when harshly deployed on headlands. The mower always returns to its working position immediately as a result of its own weight. This increases the capacity and enhances the durability of the mower, and improves driver comfort.

Lighter due to unique parallelogram action

The mower bed is attached to the headstock via a pivot point on the left coupling with the tractor and a parallelogram construction behind the right coupling. The moment an obstacle causes the mower to break back, the parallelogram construction causes the frame section behind the tractor to move backwards and upwards. This raises the pivot point for the suspension arm and increases the pressure in the hydraulic cylinder, making the mower section much lighter.

Maximum security for the longest life cycle

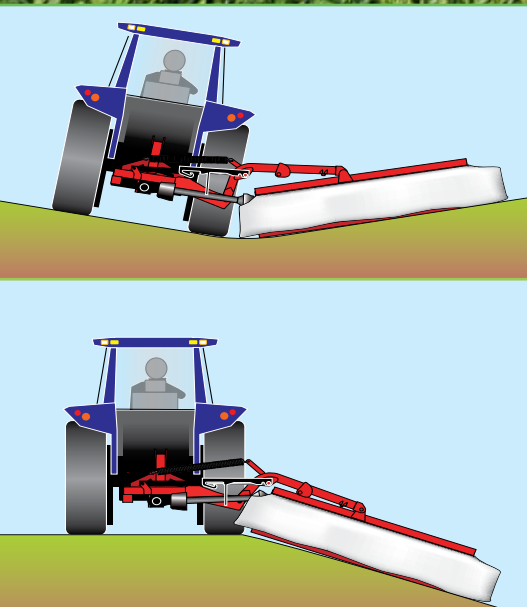
In the event of the mower breaking back, the bed moves backwards and upwards allowing obstacles to pass through the machine, or in extreme cases causing the driver to stop.

Comfortable on the road

The M models fold into a 110 degrees transport position. This reduces the height in the transport operation, and results in an extremely advantageous centre of gravity behind the tractor. The compact transport position enhances driver comfort during on-road operation.

Selectable swath width

Standard M mowers are equipped with one swath wheel on the right-hand side of the mower. An extra wheel can be supplied as an option for the left-hand side, as well as an additional swath wheel set for both sides. This makes M mowers well suited for leaving a wider or narrower swath.



Twin Pivot – trouble-free mowing

The arm that supports the mower also has a large effect on its performance. The pivot point of the arm must be close to the mower to prevent the tractor transferring too much movement onto the mower or limiting the mower's movement on uneven ground. Splendimo mowers use a twin pivot point system where the arm is linked to a three-way headstock, centrally located behind the right-hand rear wheel. Sufficient room and perfect contour following are guaranteed!





Lely Splendimo MC

The comprehensive range of advanced Splendimo MC mowers with conditioner ensures highly effective crop throughput. Even in the most arduous of conditions you will be amazed at the huge output and low power requirements of these mower-conditioners. The Splendimo MC range comprises mowers from 2.40 m up to 9 m for contractors and larger dairy farms alike.



Twin Pivot ensures perfect ground contour following

Even under the most uneven ground conditions, the tractor and the mower must be able to move independently of each other to ensure perfect mower output and high capacity. For this reason Splendimo mowers are equipped with a unique Twin Pivot system, in which the pivot point that links the arm to the headstock is located behind the right-hand rear wheel. This allows full freedom of movement and guarantees perfect ground contour following!

Never too heavy or too light...

In varying ground conditions a 'heavy' mower can damage the cut surface, and a 'light' mower can show signs of lift at high driving speeds. In order to prevent this, the hydro-pneumatic weight relief system constantly raises the mower bed via the central pivot arm to an extent where the ground pressure is ideal. With MC mowers, this pressure can be adjusted in a continuously variable fashion by means of the hydraulic system of the tractor.

Impeller conditioners – quick drying with retention of feed value

Impeller conditioners are fitted with a large number of conditioner flails, so that the maximum degree of drying is obtained with retention of product structure and feed value. The wide rotors allow optimal crop flow-through, which reduces the power required considerably.

Fast on headlands

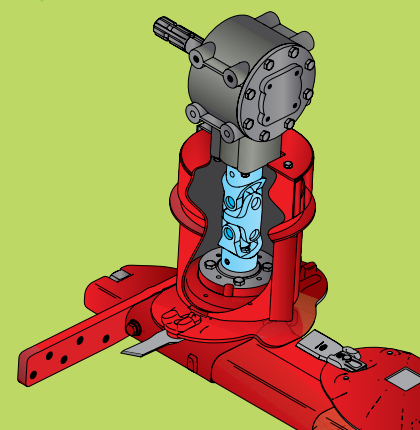
Using the hydraulic cylinder, the mower can be raised quickly and easily on headlands. The ground clearance that is achieved is amply sufficient for manoeuvring over the swaths.

Low power requirement with respect to weight

The new construction of the MC mowers results in a substantial reduction of the inherent mower weight. The relationship between the required lifting power and the low drive power is perfect! This makes a 280 MC very suitable for tractors with power ratings starting at 70 Hp. This brings a large mowing capacity within the reach of livestock farmers with relatively small tractors.

Top Drive – straight across the swaths

Splendimo mower-conditioners incorporate a 'Top Drive'. This special drive mechanism above the first disc drives the cutter bar via a maintenance-free double universal coupling. An inner shoe is not required.





Rubber rollers for leafy crops

The Splendimo 240 MCR features a rubber roller conditioner. This is the smallest model of a range of mowers with the type indication 'R' behind MC, which is destined for areas with extensive areas of alfalfa crops. Because of the weight of a roller conditioner, the larger working widths can be found in the Splendimo PC trailed mower-conditioner range.



Wide is better

The improved wide-spreading device enables 100 percent field coverage. The operator can adjust the mower effortlessly from narrow to widespread.

Save on fuel

MC mowers allow fuel savings of up to a litre per hectare! This is achieved not only by the modular cutter bar, but also by the wide Impeller conditioner and the capacious design of the mower. The efficient crop flow-through utilises minimum power and can therefore save money.

Innovative non-stop protection against ALL obstacles

The moment an obstacle causes the mower to deflect, the parallelogram construction of the break-away protective device causes the frame section behind the tractor to swivel backwards and upwards, raising the pivot point for the central

suspension arm. The pressure in the hydraulic cylinder increases simultaneously, making the mower section much lighter as well. This provides a larger area for foreign obstacles to be cleared, or in extreme cases it will cause the driver to stop. Due to its inherent weight, the mower returns to its working position immediately. This break-away protective device increases capacity, and enhances the durability of the mower and driver comfort.

Compact size during transport

The improved models fold hydraulically to a 110 degrees transport position. This limits transport height and results in an extremely advantageous centre of gravity behind the tractor. In standard implementation, the Splendimo 320 MC model comes with a foldable side-guard to lower the transport height further. This compact transport position enhances driver comfort during on-road transport.



Lely Splendimo 900 M/MC

Timeliness is one of the biggest influences on forage quality. This is why farmers and contractors choose to rely on the Splendimo 900 M and 900 MC. These reliable, high-output, robustly constructed mowers, also have the advantages of weight and a minimal power requirement. All in all, these machines are built for optimum efficiency.

Many advantages of low weight

Less lifting power required, lower ground pressure and reduced fuel consumption. Thanks to innovative devices such as the new break-back device, hydraulic ground pressure control and curved suspension arms, these mowers have an exceptionally low weight in relation to their working width. Consequently, the required lifting power is a perfect match to the – proven – low horsepower requirement, enabling the use of a relatively light tractor. In addition, these two models are the most efficient mower systems in the world.

Easier mowing on slopes


When operated on slopes, this combination – thanks to its lower weight – is less susceptible to slewing. The ample overlap of 2 x 35 cm of the Splendimo 320 F or FC front mower ensures exceptionally neat mowing. For operations on extreme slopes, the mower can simply be fitted with the hydraulic side-shift function; this allows the mower to be moved 10 cm left or right.



Additional overlap

Due to the optional side-shift function, the machine can be moved 10 cm to the left or right.

Always easy; quickly lift just one mower.



The unique break-back device allows the machine to make wide actions.



Excellent machine protection ensures longevity

In case of a slight obstruction the mower can quickly reposition itself, meaning that normal mowing is instantly resumed. That is one of the major benefits of this unique suspension, whereby the entire mower is 'loosely' attached, by means of a parallelogram construction, to the tractor hydraulics. Due to this construction, the frame can make quick movements both to the rear and upwards. As the mower moves further to the rear, pressure builds up in the lifting rams so that the mower becomes lighter and can easily pass over the obstacle.

Always following the contours of the ground

A mower's ground pressure greatly impacts on its ability to follow the contours of the ground. Therefore, quick adjustment of ground pressure can be very useful when working under varying field conditions or operating circumstances. In the tradition of the M and MC rear mowers, these models also feature a closed hydraulic ground pressure control which can be operated from the tractor seat. If you are operating under consistent conditions, then once adjusted to the correct pressure the hydraulic system can be closed off by means of a ball valve so that there is a free hydraulic function on the tractor.

Odd-shaped fields – no problem

No single field is exactly straight, so quite often it is a very good option to be able to lift or lower a mower separately (left or right). By closing a ball valve on the mower you can either control both mowers simultaneously or control the machines separately by means of two double-acting systems. This choice can be made in the tractor cab by means of the (optional) electric control.

Easy coupling and uncoupling

The mower features three parking jacks to ensure a stable parked position. The rear parking jack is fitted with a winding handle to make sure that the entire unit is in the correct position for recoupling. This avoids a loss of time when adjusting the correct mowing height. The machine can be stored either folded or in the working position.



Folding up further – narrowing at the top

A convenient feature e.g. when tree branches are overhanging the road. When in the transport position, the Splendimo 900 M/MC mowers are at an angle of 95 degrees. This means that the combination has a width of nearly 2.85 m at the bottom, whereas the width at the top is only 2.20 m.

With the side units folded in, transport width of the entire machine remains under 4.00 m.





Lely Splendimo FA/FS/F/FC

Nowadays, tractors are often supplied with a front lifting system and many extras to improve ease of operation. One way to best utilise this is to fit the tractor with a front and a rear mower. The ease of mowing with a front mower and the increase in output that can be achieved with a mowing combination has contributed to the increasing popularity of the front mower in recent years. The very complete Splendimo front mower range, with or without a conditioner, completely matches the wishes and needs of alpine conditions, zero grazing, large farms and contractors.

Lely Splendimo 220/260 FA – compact front mowers for alpine conditions

The combination of a compact build, low weight, low centre of gravity and low power requirement make the Splendimo 220 and 260 FA ideally suited for working safe on steep slopes.

The mower fits almost any tractor

This front mower is suitable for linkage categories I and II and weighs only 460 kg. By mounting the gearbox in the lower or the upper position you can connect the mower to almost any tractor. The mower features a 540 rpm or a 1,000 rpm gearbox.

A good view for narrow roads

The foldable end-guards reduce the transport width to 2.20 m. Instead of 90 degrees you can flip the end-guards 180 degrees. This gives the driver a far better view of the road. The hydraulic cylinder for the side-shift is positioned on the right-hand side so that tractors with a cabin on the left have a better view. Optional mirrors increase visibility even more.

Always clean fodder

The pendular headstock ensures sufficient room for manoeuvre, both in a horizontal and vertical direction. This ensures perfect ground contour following and avoids damage to the turf. The ground pressure can be reduced by two optional springs between the mower and the front lifting system.





Accidents happen

An optional shock absorber is there to prevent damage in the event of hitting an obstacle.



Optimum mowing pattern

To ensure quick depositing of swaths, the mower features the modular Splendimo cutter bar in a configuration of six mowing discs that rotate towards the centre. This intelligent rotation and the two 120 mm mower knives guarantee an optimum mowing pattern. Even under the most extreme conditions.

Do not drive over your delicate crop

The drums on the two outer mowing discs enable the Lely Splendimo 220 and 260 FA to produce extremely narrow swaths so that you do not run over the crop. An optional side-shift enables the mower to move hydraulically 20 cm to the left and right. Especially when driving on slopes, the side-shift prevents the tractor wheels running over swaths.

Unique service position

The complete front part of the Lely Splendimo 220 and 260 FA can be lifted upwards. This makes the mower compact for storage and gives easy access to the cutter bar. Maintenance, repairs and cleaning the machine are also much easier.



Lely Splendimo 300 FS – wide working width and narrow swaths

The Lely Splendimo 300 FS features a 3 m working width and lays down a 1 m wide swath. To be able to lay down narrow swaths, the mower features the modular Splendimo cutter bar in a seven-disc configuration, with all discs rotating towards the centre. Because of the top extensions on the two outer discs, guides and swath discs, this mower achieves the required narrow swath without the need for driven swath-formers.



Ideal for zero grazing and working on slopes

This mower is ideally suited to zero grazing because of its low power requirement and narrow swaths. Its compact dimensions and low centre of gravity provide extra benefits for working on slopes.

New pendular headstock for perfect ground contour following

A newly engineered pendular headstock ensures that the machine has ample room to move in the horizontal plane, thereby following the ground contours. Vertical movements are catered for by flotation in the front linkage system, assisted by two large springs. Flotation may be altered via adjustment of the springs. The interaction between the vertical movement of the linkage system and the pendular movement of the mower ensures perfect ground contour following, eliminating sward damage.





Lely Splendimo F/FC – get the maximum from your tractor

Splendimo front mowers are available in several versions and working widths of 2.40 m, 2.80 m and 3.20 m. The most important difference in the versions is that the FC models are built with the Impeller conditioner. Every Splendimo front mower has the standard characteristics, such as the trailed suspension, a headland ram and the unique Lely cutter bar concept.

Trailed suspension, for excellent ground contour following

The loading on front mowers due to the pushing movement of the tractor is relatively high. Lely created a trailed system to compensate for the pushing movement, while also ensuring that large adequate suspension movement is available.

Optimum freedom of movement

All Splendimo front mowers are suspended by means of a unique parallelogram suspension system in a special headstock. This system of trailed suspension guarantees perfect contour following and gives the mower a huge amount of freedom of movement in all directions.

Obstacles – no problem!

As the front mower has no obstacle protection just like a rear mower, it is very important that the front mower can easily shift to the rear.

Ground pressure adjustment

A spring is incorporated into the parallelogram suspension, which relieves the pressure on the ground. The spring pulls constantly on the mower and, by adjusting the lifting height, or by a simple pin-hole setting (320 FC), the spring is given more or less tension, which changes the ground pressure of the mower.

Easy operation on headlands

For ease of operation on headlands, a single-action lifting ram is fitted parallel to the spring. By utilising this headland ram the front lifting system remains at a fixed height and you can quickly achieve plenty of ground clearance, so that that you can easily drive over existing mown swaths. When it is coupled to the front hydraulic lifting system, the mower section is first lifted prior to raising the tractor's front linkage system.



From regular to wide swaths in a trice

Due to the unique design of the conditioning rotor, swath guides and conditioning plates, it is possible with both models to change quickly from a wide spread to swath formation. Ideal if you want to switch quickly to silage, or if you come across a wet field where a swath is better than a wide spread.



Availability of various drives

Front mowers are fitted as standard with a 1,000 rpm clockwise-rotating drive system. Ex-factory, various combinations of revolutions per minute and direction of rotation are possible.

Lely Splendimo F

The Splendimo front mower without a conditioner is a very simple concept and is available in working widths of 2.40 m, 2.80 m and 3.20 m. The applications for which this Splendimo F series can be used are exceptionally diverse. The 280 F model is frequently used for green crop silage.

Swath-formers

When fitted with two or three swath boards on either side, which are available as optional extras, swaths are laid down in an ideal manner for pick-up loaders. The 240 F, equipped with an extra strong protective cover and heavy-duty skids, is used as a Heavy Duty version on roadside verges. The 320 F has no swath guides, and due to its wide distribution it is very suitable for mowing and when a wide spread of grass is required.

Splendimo FC

The Splendimo FC front mowers have recently been considerably improved and fitted with Impeller conditioners. For most front mowers, crop throughput is a problem because of the limited space available in relation to front mounting on the tractor. With the new Splendimo front mowers, the wide conditioner rotors have maximum grip on the crop, which gives the mower a very large output. Due to their ingenious construction, the front mowers have remained very compact in size.

Splendimo 320 FC

The new model 320 FC has a wider and higher headstock, which makes this wide mower even more stable. The ground pressure can be adjusted to five positions with a pin-hole setting without having to change the lifting height. The headland lifting ram lifts the mower right up into the frame, so that there is ample ground clearance. The conditioner rotor of the Splendimo 320 FC is adjustable into three positions.



Lely Splendimo 550 P

The working width of the Lely Splendimo 550 P, the low drive power requirements and the outstanding ground contour following guarantee an attractive package for future users. Ideal for use with a light tractor to give perfect results in the most difficult conditions. Lely expects that this new mower will be especially interesting for medium- to large-sized farms with relatively large plots that do not require a conditioning operation.



Two cutter bars – large overlap

The Lely Splendimo 550 P features a unique frame in which two 2.80 m wide cutter bars are suspended in a mutually offset position. The two cutter bars can move independently of one another to ensure perfect ground contour following, which is also achieved due to the freely moving frame. There is a large overlap between the front and rear cutter bars so that even the most awkward plots can be mown efficiently.

Maximum clearance

The two cutter bars are driven by the well-known Top Drive system. Both drives are situated on the outside of the frame so that there are no impediments to crop flow. Consequently, the mower has a huge clearance and the mown crop is left behind the machine in one large swath.

Large working width – low power requirement

Due to the large width of this trailed mower, wide mowing operations are possible with a relatively light tractor. Thanks to the unique drive of the Lely cutter bars, the power required remains relatively low so that higher speeds can be attained while keeping fuel consumption at a low level. The cutter bars are driven via the outside, ensuring maximum crop clearance as well as a wide swath.

High ground clearance on headlands

On headlands, the mower can be easily lifted as a whole creating plenty of ground clearance. Using the left and right pivoting drawbar the driver can easily manoeuvre the wide machine on headlands. Due to the long drawbar, the Lely Splendimo 550 P model can mow on either side of the tractor. 'Up-and-down mowing' allows a gain in output of up to 15 percent when you work on big plots.



The cutter bars are powered on the outside, allowing maximum clearance of the mowers and resulting in a wide swath.

The mower can be raised quickly and easily on headlands in two steps.



Perfect ground pressure

The system is discharged by an infinitely adjustable hydro-pneumatic system so that the correct ground pressure can easily be adjusted. A large pressure gauge at the front of the drawbar shows the pressure in the system.

Fast working-height adjustment

The hydraulic ram that tilts the mower forward is fitted with an adjustable stop. A pin and an extensive hole pattern ensure fast and easy height adjustment for the entire mower.

Easy control

The mower can be fully controlled from the tractor cab by means of two double-acting hydraulic functions. An electric pre-selection switch is used to alternate between pivoting the drawbar and folding the mower up.

Easy attachment

Lely Splendimo P mowers are coupled to the hydraulic lifting system. As well as being the drive system of the mower, the gearbox also functions as the pivot point for the drawbar. As a result, the intermediate shaft always remains the same length and the mower easily rotates around the fixed pivot point.

Smart transport position

The long drawbar provides sufficient room for folding both cutter bars forward in an exceptionally compact transport position. During transport the width of the machine is only 2.60 m. The driver can even swing the drawbar to its limit for driving through narrow gates or round sharp bends.



Pre-selection switch

The switch is used to alternate between pivoting and folding up.



Mowing height adjustment

A pin and an extensive hole pattern ensure correct height adjustment for the entire mower.



Large 15.0/55-17 tyres for low ground pressure.





Lely Splendimo PC

Uneven terrain, stony fields and heavy crops; these are the areas of operation for these 'trailed work horses'. Unpredictable and often wet weather conditions are limiting factors for efficient grass harvesting. Reliability, output and operational efficiency are therefore the crucial factors on which trailed mowers are tested.



Larger mowing discs

Thanks to the larger mower discs the knives can rotate 360 degrees.

Low maintenance costs

The Q3 cutter bar contains synthetic oil, resulting in longer change intervals and better lubrication over long periods of work.

Easy access

The new cutter bar is easily accessible by lifting the two hoods. Magnets in the protection cover hold the cover on the hood.

Low power requirements

It is not just the drive of the mowing discs and the rotor that are decisive for a mower's power requirements. Crop transport within the system is often underestimated. The more effective and the more fluent the crop throughput, the lower the power requirements.

Streamlined crop-flow control

The conditioner hoods are of a generous format and they also benefit from the space over the wheels. Consequently, the swath-shapers are perfectly aligned to the rotor ensuring a streamlined crop-flow control. Both narrow swaths and wide spreading of the crop are possible.



A newly engineered cutter bar

Considering the heavy conditions under which trailed mowers have to operate in general, as well as the enlarged working width, a new cutter bar has been developed. Enhanced sustainability and user friendliness as well as low repair costs and short repair times have been combined with the famous low power requirements of Lely Splendimo disc mowers. This new generation of modular cutter bars can transfer 30 percent more power and features larger mowing discs as well as an innovative Quick Switch obstacle safety device, which is integrated into the drive of the mowing discs.

Quick Switch obstacle safety device

A Quick Switch shear bolt safety device protects the drive line of the cutter bar against obstacles. As soon as an obstacle is hit, a ring with pins fitted directly underneath the mowing disc will break. The damage remains restricted to this ring, which can be replaced in a matter of minutes and which is exceptionally cost effective.

Maximum room for crop throughput

To ensure optimal performance in terms of mowing quality, swath depositing and power requirements, optimal working space has been created by designing the support frame to be as broad as possible and by placing the wheels on the inside. Thus, space is created for a very wide conditioning rotor to maximise the crop flow from the cutter bar.

Proper crop processing is decisive for the results

The standard conditioner is fitted with steel flails and extendable swath boards. To ensure effective wide spreading, an extra easily adjustable wide-spreading kit is available. In addition, the mowers can be fitted with hydraulic swath boards for combining two swaths.



Pivoting gearbox as standard

The arms leading towards the standard giro gearbox are longer on the new PC mower models. Consequently, it is easier to couple the mower to the tractor, manoeuvring is smoother and a longer PTO shaft can be used; a longer PTO shaft makes it easier to couple to different tractors. Moreover the PTO shaft always remains at a constant length, next to this the gearbox is set as a standard at 1,000 rpm that can be changed to 540 rpm only by rotating 180 degrees.

Easy adjustment of ground pressure

The machine's frame includes two double-acting rams to control ground pressure as well as lifting the mower. The piston rods on either side of the mower are connected on one side to a single-acting ram that forms part of a closed hydraulic circuit. By adjusting the pressure within the system, the operator controls the mower ground pressure from the tractor cab. Consequently, the operator can adjust to changing field conditions with great ease and speed.

Ground contour following – interaction between tractor, wheels and correct geometry

The major advantage of a trailed mower-conditioner is the feature that there are wheels running both behind and before the mower-conditioner; they adjust the height of the support frame to the ground profile. This allows an even distribution of weight as the machine's weight is spread between the tractor wheels in front of the cutter bar and the mower wheels behind the cutter bar.

Increase the lifetime of your mower blades with protective guards

The new stingray guards extend the lifetime of both your mowing knives and cutterbar. They prevent crop build up at the front of the cutter bar. In addition, they also protect against damage from damaged blades, by ensuring they do not collide with the cutter bar or stingray skids.


Tangle-free operation

Twine wrapping around the mowing unit below the disc could ultimately lead to bearing failure. To prevent this, all Lely Splendimo QIII mowing discs are fitted as standard with an anti-twine-wrap plate.



Always the correct ground pressure

An infinitely adjustable hydraulic-pneumatic system supports the weight of the entire construction and ensures the correct ground pressure under all conditions.





Speed on headlands

The construction of the support frame, wheels and suspension of the mower-conditioner segment is such that – in the lifted position – the bulk of the weight is just in front of the wheels. This ensures perfect balance and makes the mower exceptionally stable when making sharp turns on headlands.



Improved balance ensures stability

Instability in sharp turns with the drawbar pivoted outwards is a well-known problem occurring with trailed mowers. The support frames of the new PC mowers have an intelligently engineered shape allowing the mower-conditioner to lift as close as possible to the wheels. The frame design ensures that weight is transferred to the wheels. The centre of gravity is kept low ensuring optimal stability even in the tightest of turns.

Stability ensures compactness

The mower has a better balance when in the lifted position and its pivoting point is far to the rear; therefore, the machine features a shorter drawbar than the one on comparable trailed mowers.

R/H or L/H and R/H mowing

The difference between the S models and the other models is the connection of the drawbar to the mower frame. The S models have a longer drawbar which is connected to the middle of the mower frame. This means that the S models can mow either on the left or on the right-hand side of the tractor. The other models can mow on the right-hand side of the tractor only.

15 percent increase in output

The possibility of mowing on both sides of the tractor is a big advantage as it reduces headland travel distance, thus increasing output. Especially with larger fields this can mean a 15 percent increase in output!

Robust assembly of conditioning flails

Clever fitting of the steel flails ensures a longer lifetime as well as improved safety. Rather than having the flails pivot on the bolt, the construction comprises two chromium-steel bushings and they have the benefit of ample space in the solid, welded fixation onto the conditioning rotor.

Steel rollers with outstanding wear resistance for crop-friendly conditioning

Conditioning by means of rollers is the best option for achieving good results in leafy crop types. The roller-type conditioner of the Lely PC mowers features steel rollers with a ribbed profile that is less 'coarse' than the profile we know from rubber conditioner rollers. Consequently, the crop is crushed more intensively, which leads to a drier result. This is more difficult to achieve when using softer rubber rollers; in addition, steel rollers are more wear-resistant.

Smart, flexible drive for conditioner rollers

A drive system that has been well proven for years ensures a consistent drive and timing of the two steel conditioner rollers. This ingenious design ensures effective crop throughput as well as consistent timing in erratic crop conditions.



Utilising the maximum transport width

The position of the wheels within the frame reduces the transport width of the Lely Splendimo 330 PC to 3 m. The mower-conditioner utilises this space to the full, so that a working width of 3.25 m is realised. To ensure proper protection all the same, the safety frame on the outside of the mower can be completely folded. The PC 370 model is only 3.50 m wide on the road.

Technical specifications

	Working width (m)	Number of discs/knives	Swath width* (m)	Weight (approximate) (kg)	Power required (kW/Hp)	Transport height (m)	Transport length (m)	Transport width (m)	Transport width from centre (m)	Drawbar position	Transport angle
Classic											
165	1.65	4/8	0.80 – 1.40	450	29/40	2.15	–	–	1.45	–	90°
205	2.05	5/10	1.20 – 1.80	480	33/45	2.55	–	–	1.80	–	90°
240	2.40	6/12	1.60 – 2.15	555	37/50	2.90	–	–	1.80	–	90°
280	2.80	7/14	1.80 – 2.55	590	40/55	3.30	–	–	1.80	–	90°
320	3.20	8/16	2.00 – 2.95	670	44/60	3.65	–	–	1.80	–	90°
M											
280 M	2.80	7/14	1.60 – 2.20	750	48/65	3.70	–	–	1.45 – 1.70	–	110°
320 M	3.20	8/16	2.10 – 2.60	805	51/70	4.00	–	–	1.45 – 1.70	–	110°
360 M	3.60	9/18	3.00 – 3.35	850	55/75	3.80	–	–	1.45 – 1.70	–	110°
900 M	8.85	2 x 8/16	2.10 – 2.60	1,690	99/135	3.90	1.80	–	2.25 top/2.85 bottom	–	95°
MC											
240 MC	2.40	6/12	0.70 – 2.40	880	44/60	3.30	–	–	1.45 – 1.70	–	110°
240 MCR	2.40	6/12	0.70 – 2.40	1,100	51/70	3.30	–	–	1.45 – 1.70	–	110°
280 MC	2.80	7/14	1.20 – 2.80	950	51/70	3.80	–	–	1.45 – 1.70	–	110°
320 MC	3.20	8/16	1.50 – 3.20	995	66/90	3.90	2.20	–	1.45 – 1.70	–	110°
900 MC	8.90	2 x 8/16	1.40 – 3.20	2,100	125/170	3.90	2.10	–	2.25 top/2.85 bottom	–	95°
FA/FS/F/FC											
220 FA	2.20	5/10	1.00	430	26/35	–	–	2.10	–	–	–
260 FA	2.60	6/12	1.00	465	37/55	–	–	–	–	–	–
300 FS	3.00	7/14	1.00	630	48/65	–	1.46	2.95	–	–	–
240 F HD	2.40	6/12	1.20 – 2.15	640	37/50	–	–	2.70	–	–	–
280 F	2.80	7/14	1.40 – 2.55	680	44/60	–	–	3.00	–	–	–
280 FC	2.80	7/14	1.20 – 2.80	890	51/70	–	–	3.00	–	–	–
320 F	3.20	8/16	2.95	815	51/70	–	–	3.00	–	–	–
320 FC	3.20	8/16	1.20 – 3.20	1,080	59/80	–	–	3.00	–	–	–
P											
550 P	5.50	2 x (7 x 2)	4.90	2,860	70/95	1.95	7.50	2.60	–	Central	–
PC											
PC 280	2.77	6/12	0.80 – 2.00	1,952	51/70	1.90	6.30	2.60	–	Left-hand side	–
PC 280 R	2.77	6/12	0.80 – 2.00	2,050	51/70	1.90	6.30	2.60	–	Left-hand side	–
PC 330	3.25	7/14	1.00 – 2.20	1,900	59/80	–	5.40	3.00	–	Left-hand side	–
PC 330 R	3.25	7/14	1.00 – 2.20	1,950	59/80	–	5.40	3.00	–	Left-hand side	–
PC 330 S	3.25	7/14	1.00 – 2.20	2,050	59/80	–	7.10	3.00	–	Central	–
PC 370 S	3.65	8/16	1.30 – 2.40	2,200	70/95	–	7.60	3.50	–	Central	–
PC 370 RS	3.65	8/16	1.30 – 2.40	2,260	70/95	–	7.60	3.50	–	Central	–

PTO speed (rpm)	Transport tyres	Suspension	Break-back device	Headstock with offset	Spreading kit	Overrunning clutch	Swath wheel right hand	Swath wheel left hand	2nd swath wheel (left hand and right hand)	Fins (2+2) for narrow swath	Crop divider	Side shift	Lighting	Wide tyres 15/55-17 (10 ply)	Rotor width (cm)
540	-	Left side	S	S	-	S	S	O	O	-	O	-	-	-	-
540	-	Left side	S	S	-	S	S	O	O	-	O	-	-	-	-
540	-	Left side	S	S	-	S	S	O	O	-	O	-	-	-	-
540	-	Left side	S	S	-	S	S	O	O	-	O	-	-	-	-
540	-	Left side	S	S	-	S	S	O	O	-	O	-	-	-	-
540/1,000	-	Central pivot	S	S	-	-	S	O	O	-	O	X	-	-	-
540/1,000	-	Central pivot	S	S	-	-	S	O	O	-	O	X	-	-	-
540/1,000	-	Central pivot	S	S	-	-	S	O	O	-	O	X	-	-	-
1,000	-	Central pivot	S	X	-	-	S	O	O	-	O	O	-	-	-
540	-	Central pivot	S	S	O	-	-	-	-	-	O	X	-	-	180
540	-	Central pivot	S	S	X	-	-	-	-	-	X	X	-	-	180
540/1,000	-	Central pivot	S	S	O	-	-	-	-	O	O	X	-	-	220
1,000	-	Central pivot	S	S	O	-	-	-	-	O	O	X	-	-	270
1,000	-	Central pivot	S	X	O	-	-	-	-	-	O	O	-	-	270
540	-	Central pivot	-	-	-	-	-	-	-	-	-	-	-	-	-
540	-	-	-	-	-	-	-	-	-	-	-	O	-	-	-
1,000	-	-	-	-	-	-	-	-	-	-	-	O	-	-	-
1,000	-	Central pivot	-	-	-	S	O	O	-	-	-	-	-	-	-
1,000	-	Central pivot	-	-	-	-	O	O	O	X	O	O	-	-	-
1,000	-	Central pivot	-	-	-	-	-	-	-	S	O	O	-	-	220
1,000	-	Central pivot	-	-	-	-	-	-	-	X	O	O	-	-	-
1,000	-	Central pivot	-	-	-	-	-	-	-	S	O	O	-	-	260
1,000	2 x 15/55-17 (10 ply)	Hydraulic accumulator	-	-	-	S	S	-	-	-	O	-	S	S	-
540/1,000	11.5/80-15.3 Opt. 15.0 / 55-17	-	-	-	O	S	-	-	-	-	O	-	S	O	211
540/1,000	11.5/80-15.3 Opt. 15.0 / 55-17	-	-	-	O	S	-	-	-	-	O	-	S	O	211
540/1,000	11.5/80-15.3 Opt. 15.0 / 55-17	Hydraulic accumulator	-	-	O	S	-	-	-	-	O	-	S	O	259
540/1,000	11.5/80-15.3 Opt. 15.0 / 55-17	Hydraulic accumulator	-	-	X	S	-	-	-	-	O	-	S	O	259
540/1,000	11.5/80-15.3 Opt. 15.0 / 55-17	Hydraulic accumulator	-	-	O	S	-	-	-	-	O	-	S	O	259
540/1,000	15.0/55-17	Hydraulic accumulator	-	-	O	S	-	-	-	-	O	-	S	S	299
540/1,000	15.0/55-17	Hydraulic accumulator	-	-	X	S	-	-	-	-	O	-	S	S	299

* Depending on crop conditions

Rotor diameter (cm)	Rotor speed (rpm)	Number of nylon flails	Number of steel flails	Conditioner rotor positions	Crop inlet plate positions	Conditioning intensity positions	Ground pressure adjustment	Infinately adjustable between 3 cm and 7 cm	Mowing slopes	Linkage category	Hydraulic requirements
-	-	-	-	-	-	-	-	S	-50°/+90°	II	1 x SA with floating position
-	-	-	-	-	-	-	-	S	-50°/+90°	II	1 x SA with floating position
-	-	-	-	-	-	-	-	S	-50°/+90°	II	1 x SA with floating position
-	-	-	-	-	-	-	-	S	-50°/+90°	II	1 x SA with floating position
-	-	-	-	-	-	-	-	S	-50°/+90°	II	1 x SA with floating position
-	-	-	-	-	-	-	-	S	-20°/+20°	II	1 x SA with floating position
-	-	-	-	-	-	-	-	S	-20°/+20°	II	1 x SA with floating position
-	-	-	-	-	-	-	-	S	-20°/+20°	II	1 x SA with floating position
-	-	-	-	-	-	-	-	S	-20°/+20°	III	2 x DA with floating position (+ 1 x SA for ground pressure adjustment)
50	890	97	X	-	4	4	Infinite	S	-20°/+20°	II	1 x SA with floating position
2 x 21	890	97	-	-	-	-	Infinite	S	-20°/+20°	II	1 x SA with floating position
50	890	97	X	-	4	4	Infinite	S	-20°/+20°	II	1 x SA with floating position
50	890	132	X	-	4	4	Infinite	S	-20°/+20°	II	1 x SA with floating position
50	890	2 x 132	X	1	4	4	Infinite	S	-20°/+20°	III	2 x DA with floating position (+ 1 x SA for ground pressure adjustment)
-	-	-	-	-	-	-	Infinite	S	-	ISO	-
-	-	-	-	-	-	-	Infinite	X	-	I	-
-	-	-	-	-	-	-	Infinite	X	-	ISO	-
-	-	-	-	-	-	-	Infinite	S	-	ISO	1 x SA with floating position
-	-	-	-	-	-	-	Infinite	S	-	ISO	1 x SA with floating position
50	900	111	X	1	1	3	5 positions	S	-	ISO	1 x SA with floating position
-	-	-	-	-	-	-	Infinite	S	-	ISO	1 x SA with floating position
50	901	132	X	2	2	6	5 positions	S	-	ISO	1 x SA with floating position
-	-	-	-	-	-	-	Infinite	4 positions	-	II	2 x DA with floating position
55	890	-	50	-	-	8	Infinite	S	-	II	1 x DA + 1 x SA
2 x 23.5	730	-	-	-	-	8	Infinite	S	-	II	1 x DA + 1 x SA
55	890	-	60	1	1	8	Infinite	S	-	II	1 x DA + 1 x SA
2 x 23.5	800	-	-	1	1	10	Infinite	S	-	II	1 x DA + 1 x SA
55	890	-	60	1	1	8	Infinite	S	-	II	1 x DA + 1 x SA
55	890	-	68	1	1	8	Infinite	S	-	II	1 x DA + 1 x SA
2 x 23.5	800	-	-	1	1	10	Infinite	S	-	II	1 x DA + 1 x SA

The Splendimo mowers can be selected with different options

Optional equipment (not available for all models).



4 mm skid.




8 mm skid.




Topping skid.



Swath wheel.



Crop-flow cap.



Crop divider.



Low hat with three strips.



Cylindrical hat.



High hat.



Passionate about farming

Lely has a long and deep history of recognizing the needs of modern farmers. Our products are developed with the cow as starting point. We strive to let her excel and as such, we supply products to farmers and contractors ranging from forage harvesting, to feeding, housing, caring, milking and energy sourcing. In addition we boast specific knowledge and experience in facilitating farmers to get the best out of their equipment. As such our in-depth knowledge of the complete farm cycle – from grass to glass – is unrivalled in the agricultural business.

We are committed to a sustainable, profitable and enjoyable future in farming.

Lely really cares for the environment.

Your Lely distributor

Lely, Astronaut, Astri, Atlantis, Attis, AWS, C4C, Calm, Caltive, Capsule, Commodus, Compedes, Cosmix, Discovery, F4C, Fertliner, Gravitor, Grazeway, Hibiscus, Hubble, I-flow, InHerd, Juno, L4C, Lely Center, Lelywash, Lotus, Luna, Nautilus, Orbiter, Quaress, Qwes, SAE, Shuttle, Splendimo, Storm, T4C, Tigo, Vector, Viseo, Voyager, Walkway and Welger are registered trademarks of the Lely Group. Lely reserves all rights with respect to its trademarks. Any unauthorized use of any Lely-owned trademark or any use of a trademark that is confusingly similar to, or likely to cause confusion with a Lely-owned trademark, would constitute infringement of Lely's exclusive rights. All rights reserved. The information given in this publication is provided for information purposes only and does not constitute an offer for sale. Certain products may not be available in individual countries and products supplied may differ from those illustrated. No part of this publication may be copied or published by means of printing, photocopying, microfilm or any other process whatsoever without prior permission in writing by Lely Holding S.à r.l. Although the contents of this publication have been compiled with the greatest possible care, Lely cannot accept liability for any damage that might arise from errors or omissions in this publication.